



HINDUJA FOUNDRIES

1. Name of Listed Entity: HINDUJA FOUNDRIES LIMITED
2. Scrip Code/Name of Scrip/Class of Security : 505982
3. Share Holding Pattern Filed under: Reg. 31(1)(a)/Reg. 31(1)(b)/Reg.31(1)(c) : AS ON 09/09/2016
- a. If under 31(1)(b) then indicate the report for Quarter ending
- b. If under 31(1)(c) then indicate date of allotment/extinguishment

4. Declaration: The Listed entity is required to submit the following declaration to the extent of submission of information:-

Particulars	Yes*/NO*
1 Whether the Listed Entity has issued any partly paid up shares?	No
2 Whether the Listed Entity has issued any Convertible Securities or Warrants?	No
3 Whether the Listed Entity has any shares against which depository receipts are issued?	Yes
4 Whether the Listed Entity has any shares in locked-in?	Yes
5 Whether any shares held by promoters are pledge or otherwise encumbered?	No

* If the Listed Entity selects the option 'No' for the questions above, the columns for the partly paid up shares, Outstanding Convertible Securities/Warrants, depository receipts, locked-in shares, No of shares pledged or otherwise encumbered by promoters, as applicable, shall not be displayed at the time of dissemination on the Stock Exchange website. Also wherever there is 'No' declared by Listed Entity in above table the values will be considered as 'Zero' by default on submission of the format of holding of specified securities.



Table I - Summary Statement holding of specified securities

Category (I)	Category of shareholder (II)	Nos. of shareholders (III)	No. of fully paid up equity shares held (IV)	Partly paid-up equity shares held (V)	No. of shares underlying Depository Receipts (VI)	Total nos. shares held (VII) = (IV)+(V)+(VI)	Shareholding as a % of total no. of shares (calculated as per SCRR, 1957) (VIII) As a % of (A+B+C2)	Number of Voting Rights held in each class of securities (IX)			No. of Shares Underlying Outstanding convertible securities (including Warrants) (X)	Shareholding, as a % assuming full conversion of convertible securities (as a percentage of diluted share capital) (XI) = (VII)+(X) As a % of (A+B+C2)	Number of Locked In shares (XII)		Number of Shares pledged or otherwise encumbered		Number of equity shares held in dematerialized form (XIV)
								Class eg: X	Class eg: y	Total			No. (a)	As a % of total Shares held (b)	No. (a)	As a % of total Shares held (b)	
(A)	Promoter & Promoter Group	3	38038850	0		38038850	53.25			53.25		38038850	17818448	46.84	0	0	38038850
(B)	Public	8731	33394726	0		33394726	46.75			46.75		33394726				NA	33158235
(C)	Non Promoter- Non Public	0	0	0	0	0	0			0		0				NA	0
(C1)	Shares Underlying DRs	2	0	0	135621000	135621000	NA									NA	135621000
(C2)	Shares held by Employee Trusts															NA	
	Total	8736	71433576	0	135621000	207054576	100.00			100.00		71433576	17818448		0	0.00	206818085






Table II - Statement showing shareholding pattern of the Promoter and Promoter Group

	Category and Name of the Shareholders (I)	PAN (II)	Nos. of share holders (III)	No. of fully paid up equity shares held (IV)	Partly paid-up equity shares held (V)	No. of shares underlying Depository Receipts (VI)	Total nos. shares held (VII) = (IV)+(V)+(VI)	Shareholding % of total no. of shares (calculated as per SCRR, 1957) As a % of (A+B+C2) (VIII)	Number of Voting Rights held in each class of securities (IX)			No. of Shares Underlying Outstanding convertible securities (including Warrants) (X)	Shareholding, as a % assuming full conversion of convertible securities (as a percentage of diluted share capital) (XI) = (VII)+(X) As a % of (A+B+C2)	Number of Locked In shares (XII)		Number of Shares pledged or otherwise encumber (XIII)		Number of equity shares held in dematerialized form (XIV)	
									Class X	Class Y	Total			No. (a)	As a % of total Shares held (b)	No. (a)	As a % of total Shares held (b)		
(1)	Indian																		
a	Individual/Hindu Undivided Family																		
	Name																		
b	Central Government/ State Governments																		
	Name																		
c	Financial Institutions / Banks																		
	Name																		
d	Any other (Specify)		1	5405793			5405793	7.57			7.57								5405793
	Name																		



Category and Name of the Shareholders (I)	PAN (II)	Nos. of share holders (III)	No. of fully paid up equity shares held (IV)	Partly paid-up equity shares held (V)	No. of shares underlying Depository Receipts (VI)	Total nos. shares held (VII) = (IV)+(V)+(VI)	Shareholding % of total no. of shares (calculated as per SCRR, 1957) As a % of (A+B+C2) (VIII)	Number of Voting Rights held in each class of securities (IX)			No. of Shares Underlying Outstanding convertible securities (including Warrants) (X)	Shareholding, as a % assuming full conversion of convertible securities (as a percentage of diluted share capital) (XI) = (VII)+(X) As a % of (A+B+C2)	Number of Locked in shares (XII)		Number of Shares pledged or otherwise encumbered		Number of equity shares held in dematerialized form (XIV)
								No. of Voting Class X	Class Y	Total			Total as a % of Total Voting Rights	No. (a)	As a % of total Shares held (b)	No. (a)	
Sub Total A(1)		1	5405793			5405793	7.57				7.57						5405793
(2) Foreign																	
a Individual (Non resident Individuals / Foreign individuals)																	
Name																	
b Government																	
Name																	
c Institutions																	
Name																	
d Foreign Portfolio Investor																	
Name																	
e Any other (Specify)		2	32633057			32633057	45.68				45.68		17818448	54.60			17818448
Name																	



Category and Name of the Shareholders (I)	PAN (II)	Nos. of share holders (III)	No. of fully paid up equity shares held (IV)	Partly paid-up equity shares held (V)	No. of shares underlying Depository Receipts (VI)	Total nos. shares held (VII) = (IV)+(V)+(VI)	Shareholding % of total no. of shares (calculated as per SCRR, 1957) As a % of (A+B+C2) (VIII)	Number of Voting Rights held in each class of securities (IX)				No. of Shares Underlying Outstanding convertible securities (including Warrants) (X)	Shareholding, as a % assuming full conversion of convertible securities (as a percentage of diluted share capital) (XI) = (VII)+(X) As a % of (A+B+C2)	Number of Locked in shares (XII)		Number of Shares pledged or otherwise encumbered		Number of equity shares held in dematerialized form (XIV)
								Class X	Class Y	Total	Total as a % of Voting Rights			No. (a)	As a % of total Shares held (b)	No. (a)	As a % of total Shares held (b)	
Sub Total A(2)		2	32633057			32633057	45.68				45.68			17818448	54.60			32633057
Total shareholding of Promoter and Promoter Group (A) = (A)(1) +(A)(2)		3	38038850			38038850	53.25				53.25			17818448	46.84			38038850



Table III - Statement showing shareholding pattern of the Public shareholder

	Category and Name of the Shareholders (I)	PAN (II)	Nos. of share holders (III)	No. of fully paid up equity shares held (IV)	Partly paid-up equity shares held (V)	No. of shares underlying Depository Receipts (VI)	Total nos. shares held (VII) = (IV)+(V)+(VI)	Shareholding % of total no. of shares (calculated as per SCRR, 1957) As a % of (A+B+C2) (VIII)	Number of Voting Rights held in each class of securities (IX)			No. of Shares Underlying Outstanding convertible securities (including Warrants) (X)	Total Shareholding, as a % assuming full conversion of convertible securities (as a percentage of diluted share capital) (XI) = (VII)+(X) As a % of (A+B+C2)	Number of Locked In shares (XII)		Number of Shares pledged or otherwise encumbered		Number of equity shares held in dematerialized form (XIV)
									No. of Class X	No. of Class Y	Total			No. (a)	As a % of total Shares held (b)	No. (Not Applicable) (a)	As a % of total Shares held (Not Applicable) (b)	
(1)	Institutions																	NA
a	Mutual Funds/UTI		1	4001			4001	0.01			0.01							NA
	Name																	
b	Venture capital Funds																	
	Name																	
c	Alternate Investment Funds																	
	Name																	
d	Foreign Venture Capital Investors																	
	Name																	
e	Foreign Portfolio Investors		3	17328096			17328096	24.26			24.26							17328096
	Name																	
f	Financial Institutions / Banks		1	10			10	0.00			0.00							10
	Name																	
g	Insurance Companies																	
	Name																	
h	Provident Funds / Pension Funds																	
	Name																	
i	Any other (Specify)																	



	Category and Name of the Shareholders (I)	PAN (II)	Nos. of share holders (III)	No. of fully paid up equity shares held (IV)	Partly paid-up equity shares held (V)	No. of shares underlying Depository Receipts (VI)	Total nos. shares held (VII) = (IV)+(V)+(VI)	Shareholding % of total no. of shares (calculated as per SCRR, 1957) As a % of (A+B+C2) (VIII)	Number of Voting Rights held in each class of securities (IX)			No. of Shares Underlying Outstanding convertible securities (including Warrants) (X)	Total Shareholding, as a % assuming full conversion of convertible securities (as a percentage of diluted share capital) (XI) = (VII)+(X) As a % of (A+B+C2)	Number of Locked In shares (XII)		Number of Shares pledged or otherwise encumbered		Number of equity shares held in dematerialized form (XIV)
									No. of Voting Class X	Class Y	Total			No. (a)	As a % of total Shares held (b)	No. (Not Applicable) (a)	As a % of total Shares held (Not Applicable) (b)	
	Name																	
	Sub Total B(1)		5	17332107			17332107	24.26			24.26							17328106
(2)	Central Government/ State Government/ President of India																	
	Name																	
	Sub Total B(2)																	
(3)	Non-Institutions																	
a	Individuals																	
	Individual Shareholders holding Nominal Share Capital upto Rs.2 Lakhs		8534	1992756			1992756	2.79			2.79							1763214
	Individual Shareholders holding Nominal Share Capital in excess of Rs.2 Lakhs		16	2505066			2505066	3.51			3.51							2505066
	Name																	
b	NBFCs Registered with RBI																	
	Name																	
c	Employee Trusts																	
	Name																	
d	Overseas Depositories (holding DRs) (balancing figure)																	




Category and Name of the Shareholders (I)	PAN (II)	Nos. of share holders (III)	No. of fully paid up equity shares held (IV)	Partly paid-up equity shares held (V)	No. of shares underlying Depository Receipts (VI)	Total nos. shares held (VII) = (IV)+(V)+(VI)	Shareholding % of total no. of shares (calculated as per SCRR, 1957) As a % of (A+B+C2) (VIII)	Number of Voting Rights held in each class of securities (IX)			No. of Shares Underlying Outstanding convertible securities (including Warrants) (X)	Total Shareholding, as a % assuming full conversion of convertible securities (as a percentage of diluted share capital) (XI) = (VII)+(X) As a % of (A+B+C2)	Number of Locked In shares (XII)		Number of Shares pledged or otherwise encumbered		Number of equity shares held in dematerialized form (XIV)	
								Class X	Class Y	Total			No. (a)	As a % of total Shares held (b)	No. (Not Applicable) (a)	As a % of total Shares held (Not Applicable) (b)		
Name																		
e Any other *		176	11564797			11564797	16.19				16.19							11561849
Name																		
Sub Total B(3)		8726	16062619			16062619	22.49				22.49							15830129
Total Public Shareholding (B) = (B)(1)+(B)(2) +(B)(3)		8731	33394726		0	33394726	46.75				46.75							33158235
TOTAL (A) + (B)																		
Any other *																		
BODY CORPORATES		160	962905	0	0	962905	1.35	0	0	0	1.47	0	0	0	0	0	0	959957
CLEARING MEMBER		12	1501	0	0	1501	0.00	0	0	0	0.00	0	0	0	0	0	0	1501
FOREIGN PORT FOLIO INVESTOR-CORPORATE-3		2	10600000	0	0	10600000	14.84	0	0	0	14.84	0	0	0	0	0	0	10600000
TRUST		2	391	0	0	391	0.00	0	0	0	0.00							391
TOTAL		176	11564797	0	0	11564797	16.19				16.31							11561849




Table IV - Statement showing shareholding pattern of the Non Promoter- Non Public shareholder

Category and Name of the Shareholders (I)	PAN (II)	Nos. of shareholders (III)	No. of fully paid up equity shares held (IV)	Partly paid-up equity shares held (V)	No. of shares underlying Depository Receipts (VI)	Total nos. shares held (VII) = (IV)+(V)+(VI)	Shareholding % calculated as per SCRR, 1957 As a % of (A+B+C2) (VIII)	Number of Voting Rights held in each class of securities			No. of Shares Underlying Outstanding convertible securities (Including Warrants) (X)	Total Shareholding, as a % assuming full conversion of convertible securities (as a percentage of diluted share capital) (XI) = (VII)+(X) As a % of (A+B+C2)	Number of Locked In shares		Number of Shares pledged or		Number of equity shares held in dematerialized form (XIV)		
								Class X	Class Y	Total			No. (a)	As a % of total Shares held (b)	No. (a)	As a % of total Shares held (Not Applicable) (b)			
																		Total as a % of Total Voting Rights	
(1) Custodian / DRHolder		0	0			0													
(a) Name of DR Holder if available		2			135621000	135621000												NA	135621000
(2) Employee Benefit Trust (under Name		0	0			0													NA
Total Non-Promoter - Non Public		2	0		135621000	135621000				0								NA	135621000



Details of non-institutions (Public) holding 1% and above

FOLIO	SHPTA BLE	SHPT AG	SUB TAG	NAME_1	PANNO 1	H OL DE RS	SHARES	PAR T_E Q	DR_ SHA RE	TOT_SHARE	TOT_PE RC	CL AS XS HR	CLA SYS HR	XYS HR	TXYPE RC	CON VSEC	NO WRN TS	WR NTS HR	WRN TPER	LO CK S HR	LOC KPE R	PLE DGS HR	PLD GPE R	DMT_SHAR E	CATEGORY	DP_CATEG
IN301 52430 03015 3	TABLE III	1	e	LTS INVESTMENT FUND LTD	AACLO 500F	1	7100000	0	0	7100000	9.94	0	0	0	9.94	0	0	0	0.00	0	0.00	0	0.00	7100000	FOREIGN PORT FOLIO INVESTOR- CORPORATE	FOREIGN PORT FOLIO INVESTOR- CORPORATE-2
IN301 34820 04421 4	TABLE III	1	e	BRIDGE INDIA FUND	AADCC3 273B	1	5222679	0	0	5222679	7.31	0	0	0	7.31	0	0	0	0.00	0	0.00	0	0.00	5222679	FOREIGN PORT FOLIO INVESTOR- CORPORATE	FOREIGN PORT FOLIO INVESTOR- CORPORATE-2
IN300 16710 05522 9	TABLE III	1	e	ALBULA INVESTMENT FUND LTD	AAHCA3 597Q	1	5005417	0	0	5005417	7.01	0	0	0	7.01	0	0	0	0.00	0	0.00	0	0.00	5005417	FOREIGN PORT FOLIO INVESTOR- CORPORATE	FOREIGN PORT FOLIO INVESTOR- CORPORATE-2
IN300 15910 03244	TABLE III	3	a(ii)	MANISH LAKHI	AAAPL4 145P	1	1125720	0	0	1125720	1.58	0	0	0	1.58	0	0	0	0.00	0	0.00	0	0.00	1125720	RESIDENT INDIAN	RESIDENT- ORDINARY
IN303 62210 00502 4	TABLE III	3	e	NEW LEAINA INVESTMENTS LIMITED	AABCF3 805G	1	3600000	0	0	3600000	5.04	0	0	0	5.04	0	0	0	0.00	0	0.00	0	0.00	3600000	FOREIGN PORT FOLIO INVESTOR- CORPORATE	FOREIGN PORT FOLIO INVESTOR- CORPORATE-3
IN300 16710 11008 0	TABLE III	3	e	WMC LTD	AAFCC1 742D	1	7000000	0	0	7000000	9.80	0	0	0	9.80	0	0	0	0.00	0	0.00	0	0.00	7000000	FOREIGN PORT FOLIO INVESTOR- CORPORATE	FOREIGN PORT FOLIO INVESTOR- CORPORATE-3
16014 30000 00030 7	TABLE IV	1	x	THE BANK OF NEW YORK	AACCT2 969G	1	1221000	0	0	1221000	1.71	0	0	0	1.71	0	0	0	0.00	0	0.00	0	0.00	1221000	Bank-Foreign	BANK- FOREIGN
IN301 34810 00017 4	TABLE IV	1	x	THE BANK OF NEW YORK MELLON	AACCT2 969G	1	134400000	0	0	134400000	188.15	0	0	0	188.15	0	0	0	0.00	0	0.00	0	0.00	134400000	Bank-Foreign	BANK- FOREIGN



Promoters Details

FOLIO	SHP TAB LE	SH PT AG	SU BT AG	NAME_1	PANNO1	HO LD ER S	SHARES	PA RT _E Q	DR _S HA RE	TOT_SHA RE	TOT_P ERC	CLA SXS HR	CLAS YSH R	XYS HR	TXYP ERC	CO NV SE C	N O W RN TS	W RN TS HR	WR NT PE R	LOCK_SHR	LOC KPER	PLED GSH R	PLD GPE R	DMT_SHA RE	CATEGORY	DP_CATEG	
IN3001 59100 15330	TAB LE II	1	d	ASHOK LEYLAND LIMITED	AAACA46 51L	1	5405793	0	0	5405793	7.57	0	0	0	8	0	0	0	0	0	0	0	0	0	5405793	DOMESTIC BODY CORPORATE	CORPORATE BODY- DOMESTIC
IN3001 59109 20519	TAB LE II	2	f	HINDUJA AUTOMOTI VE LIMITED	AABCL24 48M	1	14814609	0	0	14814609	20.74	0	0	0	21	0	0	0	0	0	0	0	0	0	14814609	OVERSEAS CORPORATE BODY	BODY CORPORATE- FOREIGN BODY- PROMOTER
IN3033 07100 00422	TAB LE II	2	f	HINDUJA FOUNDRIES HOLDING LIMITED	AADCH3 338N	1	17818448	0	0	17818448	24.94	0	0	0	25	0	0	0	0	17818448	100	0	0	0	17818448	BODY CORPORATE- FOREIGN BODY	CORPORATE BODY-FOREIGN BODIES

FOR HINDUJA FOUNDRIES LIMITED

Company Secretary